TYPICAL GROUND LEVEL DOOR SCHEDULE - UNIT "A" (ACC)

DOOR NO.	DOOR SIZE WxHxT	FIRE (MIN.)	DOOR TYPE	DOOR MAT	DOOR FINSIH	FRAME TYPE	FRAME MAT	FRAME FINSIH				HDWR SET	REMARKS
A100	3'-0"x7'-0"		A	SCW	PRF	PREFAB	WD	PNT				10, 10A	NOTE #5
A103	3'-0"x7'-0"		A	WD	PRF	PREFAB	WD	PNT				13	
A104	3'-0"x7'-0"		A	WD	PRF	PREFAB	WD	PNT				13	
A111	4'-0"x7'-0" BIFOLD		F	WD	PRF	PREFAB	WD	PNT					NOTE #9
A112	4'-0"x7'-0" BIFOLD		E	WD	PRF	PREFAB	WD	PNT					NOTE #6, #9
A113	3'-0"x7'-0"		A	WD	PRF	PREFAB	WD	PNT				13	NOTE #10
A114	5'-6"x7'-0" SLIDING		A	WD	PRF	PREFAB	WD	PNT					

TYPICAL SECOND LEVEL DOOR SCHEDULE - UNIT "Z"

DOOR NO.	DOOR SIZE WxHxT	FIRE (MIN.)	DOOR TYPE	DOOR MAT	DOOR FINSIH	FRAME TYPE	FRAME MAT	FRAME FINSIH				HDWR SET	REMARKS
Z100	3'-0"x7'-0"		A	SCW	PRF	PRF	WD	PNT				10, 10A	NOTE #5
Z103	3'-0"x7'-0"		A	WD	PRF	PREFAB	WD	PNT				13	
Z104	3'-0"x7'-0"		A	WD	PRF	PREFAB	WD	PNT				13	
Z105	3'-0"x7'-0"		A	WD	PRF	PREFAB	WD	PNT				13	
Z111	4'-0"x7'-0" BIFOLD		F	WD	PRF	PREFAB	WD	PNT					NOTE #9
Z112	4'-0"x7'-0" BIFOLD		E	WD	PRF	PREFAB	WD	PNT					NOTE #6, #9
Z113	3'-0"x7'-0"		A	WD	PRF	PREFAB	WD	PNT				13	
Z114	5'-6"x7'-0" SLIDING		A	WD	PRF	PREFAB	WD	PNT					NOTE #10
Z115	5'-0"x7'-0" BIFOLD		F	WD	PRF	PREFAB	WD	PNT					NOTE #9

GROUND LEVEL GENERAL SPACES DOOR SCHEDULE

DOOR NO.	DOOR SIZE WxHxT	FIRE (MIN.)	DOOR TYPE	DOOR MAT	DOOR FINSIH	FRAME TYPE	FRAME MAT	FRAME FINSIH				HDWR SET	REMARKS
							GROUND LEVEL						
102	3'-0"x7'-0"		B	HM	PNT	1	HM	PNT					NOTE #5
102A	3'-0"x7'-0"	60	A	HM	PNT	1	HM	PNT					NOTE #1, #5
103	3'-0"x7'-0" - PR		C	AL	AA	F1	AL	AA					NOTE #1, #8
104	3'-0"x7'-0"		A	HM	PNT	1	HM	PNT					NOTE #5
107	4'-0"x7'-0"		B	HM	PNT	2	HM	PNT					NOTE #1, #8
108	3'-0"x7'-0" - PR		C	AL	AA	S2	AL	AA					NOTE #1, #2, #5, #8
120	3'-0"x7'-0" - PR		B	AL	AA	W10	AL	AA					NOTE #1, #2, #8
121	3'-0"x7'-0" - PR		A	HM	PNT	1	HM	PNT					NOTE #1
122A	3'-0"x7'-0" - PR		B	AL	AA	E1	AL	AA					NOTE #1, #2, #8
122B	3'-0"x7'-0" - PR		B	AL	AA	E1i	AL	AA					NOTE #1, #2, #8
123A	3'-0"x7'-0" - PR		B	AL	AA	W1	AL	AA					NOTE #1, #2, #8
123B	3'-0"x7'-0" - PR		B	AL	AA	W1i	AL	AA					NOTE #1, #2, #8
130	3'-0"x7'-0"		B	AL	AA	F2	AL	AA					NOTE #1, #5
131	3'-0"x7'-0"		B	AL	AA	F3	AL	AA					NOTE #1, #3, #5
131A	3'-0"x7'-0"		A	HM	PNT	1	HM	PNT					
132A	3'-0"x7'-0"		C	AL	AA	1	AL	AA					NOTE #1, #5, #8
132B	3'-0"x7'-0"		B	AL	AA	1	AL	AA					NOTE #1, #5
133	3'-0"x7'-0"		A	HM	PNT	1	HM	PNT					NOTE #1
134	3'-0"x7'-0"		A	HM	PNT	1	HM	PNT					NOTE #1, #3, #4
140A	2'-6"x7'-0" - PR		B	HM	PNT	1	HM	PNT					NOTE #1, #5
140B	3'-0"x7'-0"+2'-0"x7'-0" - PR		B	HM	PNT	1	HM	PNT					NOTE #1, #5
140C	3'-0"x7'-0"		B	HM	PNT	1	HM	PNT					NOTE #1, #5, #8
140D	3'-0"x7'-0"		B	HM	PNT	1	HM	PNT					NOTE #1, #5, #8
140E	3'-0"x7'-0"		A	HM	PNT	1	HM	PNT					NOTE #1
141A	3'-8"x7'-0"		A	HM	PNT	F5	HM	PNT					NOTE #1
141B	3'-0"x7'-0"		A	HM	PNT	1	HM	PNT					NOTE #1
141C	3'-0"x7'-0"		A	HM	PNT	1	HM	PNT					NOTE #1
142	3'-0"x7'-0"		A	HM	PNT	1	HM	PNT					NOTE #1, #4
143	3'-0"x7'-0"		A	HM	PNT	1	HM	PNT					NOTE #1, #4
150	3'-0"x7'-0"	60	A	HM	PNT	1	HM	PNT					NOTE #1, #3
151A	3'-0"x7'-0"		A	HM	PNT	1	HM	PNT					NOTE #1
151B	2'-6"x7'-0"	60	A	HM	PNT	1	HM	PNT					NOTE #1
152	EXISTING												
							SECOND LEVEL						
202	3'-0"x7'-0"		B	AL	AA	F3	AL	AA					
270	3'-0"x7'-0" - PR	60	A	HM	PNT	1	HM	PNT					NOTE #1, #5
271A	3'-0"x7'-0"	60	A	HM	PNT	1	HM	PNT					NOTE #1, #5
271B	2'-6"x7'-0"	60	A	HM	PNT	1	HM	PNT					NOTE #1, #5
280	2'-8"x7'-0"	60	A	HM	PNT	1	HM	PNT					NOTE #1, #5

EXTERIOR ELEVATIONS NOTES:

1. REFER TO AND COORDINATE WITH SPECIFICATIONS AND DETAILS FOR ADDITION SPECIFIC INFORMATION.
2. MATCH EXISTING BRICK COURSING AND PATTERN. TOOTH IN EACH BRICK COURSE.
3. EXTEND WINDOW FLASHING 8" BEYOND OPENING.
4. ALL ROUGH OPENINGS AROUND WINDOWS AND DOORS SHALL BE PROPERLY AND FULLY FLASHED AND AIR SEALED ALL AROUND OPENINGS AND FROM BOTH SIDES (INTERIOR AND EXTERIOR).
5. ALL DOORS AND WINDOWS SHALL MEET THE FOLLOWING THERMAL REQUIREMENTS:

OPAQUE:	U-0.17	SHGC-ANY
≤ 1/2 LITE:	U-0.25	SHGC-0.25
> 1/2 LITE:	U-0.25	SHGC-0.40

WINDOWS SELECTION:

TYPE 1 MANUFACTURER: QUAKER COMMERCIAL

1. CUSTOM MADE WINDOWS FROM QUAKER COMMERCIAL WINDOWS H-650 AND M-600.
2. CONFIGURATION SUCH AS 6-1-1, 1-1-1, 6-1, 1-1, ETC, SHALL MATCH EXISTING AND AS DEPICTED ON THE DESIGN DOCUMENT.
3. COMPLETE SHOP DRAWINGS INCLUDING SCHEDULE OF EACH WINDOW SHALL BE SUBMITTED ALONG WITH FULL MOCK-UP AS REQUIRED BY HISTORIC PRESERVATION CONSULTANT FOR REVIEW WITH OWNER AND OWNER HISTORIC PRESERVATION CONSULTING PRIOR TO FABRICATION.
4. SEE TYPICAL DETAILS ON SHEET A-508

TYPE 2 MANUFACTURER PER SPECIFICATIONS:

1. THERMALLY SEPARATED ANODIZED ALUMINUM STOREFRONT WINDOWS WITH 2"X4 1/2" FRAME PROFILE

REMARKS:

1. FIELD VERIFY ALL EXISTING WALL OPENINGS.
2. SEE WINDOW ELEVATIONS AND SCHEDULE SHEETS A-506 AND A-507
3. EXISTING WALL OPENING TO BE ENLARGED.
4. HARDWARE INTEGRATED PRIVACY / OCCUPANCY INDICATOR.
5. PROVIDE SMOKE AND SOUND SEAL WITH CLOSURES
6. LOUVERED DOORS. COORDINATE WITH MECHANICAL FOR REQUIREMENTS.
7. VERIFY ACCESS CONTROL READER WITH GC/CM AND OWNER.
8. BARRIER FREE DOOR ACTUATOR. VERIFY ACCESS CONTROL READER WITH GC/CM AND OWNER.
9. BI-FOLD DOOR: PROVIDE CUSTOM MADE SIZES AS NEEDED TO MATCH PROVIDED DIMENSIONS. REFER TO FLOOR PLAN DIMENSION FOR VARIOUS SIZES.
10. SLIDING DOOR: PROVIDE CUSTOM MADE SIZES AS NEEDED TO MATCH PROVIDED DIMENSIONS. REFER TO FLOOR PLAN DIMENSION FOR VARIOUS SIZES.
11. 180 DEGREE DOOR SWING.

ABBREVIATIONS:

AL	ALUMINUM
AA	ANODIZED ALUMINUM
HM	HOLLOW METAL
FRP	FIBERGLASS REINFORCED DOORS
PNT	PAINTED
PRF	PRE-FINISHED
PREFAB	PRE-FABRICAED DOOR FRAME
SS1	STAINLESS STEEL - SATIN FINISH
SS2	STAINLESS STEEL - POLISHED FINISH
SCW	SOLID CORE WOOD
WD	WOOD DOORS

GENERAL DOOR INFORMATION:

1. PR = PAIR OF DOORS
4. PROVIDE SMOKE AND SOUND SEAL WITH CLOSOURS TO ALL UNITS ENTRY DOORS PER MANUFACTURER.
5. THICKNESS OF DOORS ARE 1 3/4 " UNLESS NOTED OR DETAILED.
6. GLASS DESIGNATION WITH "T" INDICATES WITH TEMPERED GLASS PER SPECIFICATIONS. I.E. GL-1T = TEMPERED GL-1 IN SPECIFICATIONS.
7. ALL DOORS IN THE UNITS LEADING TO A MECHANICAL CLOSET SHALL BE FULLY LOUVERED DOORS. COORDINATE WITH MECHANICAL FOR REQUIEMENTS.
8. ALL DOOR SIZES SCHEDULED ARE BASED ON ACTUAL FRAME OPENINGS, SIZES NOTED ON SCHEDULE ARE CLEAR JAMB TO JAMB FRAME DIMENSIONS AND FROM REFERENCE FLOOR LINE TO HEAD FRAME OPENING. DIMENSION TOLERANCES MUST BE CONSIDERED FOR FLOORING MATERIALS TO ACTUAL DOOR DIMENSIONS.
9. ALL DOOR NUMBERS ARE THE SAME AS THE ROOM NUMBER NOTED ON PLANS - IF MORE THAN ONE DOOR IS INDICATED AT A ROOM, ALL DOORS WILL BE NUMBERED FOR THAT ROOM.
10. FIRE RATED DOORS AND FRAMES ARE LISTED IN HOUR(S) AND / OR MINUETES. SEE DOOR SCHEDULE.
11. DOOR UNDERCUTS FOR MECHANICAL REQUIREMENTS REQUIRE A 5/8" MAX. CLEAR DISTANCE MEASURED FROM THE TOP OF THE FINISHED FLOOR MATERIAL OR THRESHOLD TO THE BOTTOM OF THE DOOR. STANDARD TOLERANCES OF UNDERCUTTING OF DOORS FOR THRESHOLDS AND OTHER FLOOR COVERING MATERIALS ARE NOT NOTED AND MUST BE CONSIDERED IN DETERMINING THE ACTUAL OVERALL DIMENSIONS OF THE DOOR. COORDINATE WITH AFFECTED TRADES.
12. LOCATION OF DOORS NOTED ON PLANS ARE DIMENSIONED TO THE FACE OF DOOR JAMB UNLESS OTHERWISE NOTED OR DETAILED. IF DOOR LOCATION IS NOT DIMENSIONED - FACE OF JAMB SHALL BE 4" TO THE WALL.
13. REINFORCE ALL DOORS AND MILLWORK FOR HARDWARE.
14. ALL HOLLOW METAL AND WOOD DOORS INCLUDING ALL FIRE LABELED DOORS SHALL HAVE SPECIAL INTERNAL BLOCKING TO ALLOW SURFACE MOUNTED CLOSURES AND OTHER HARDWARE TO BE CONNECTED TO THE DOORS WITHOUT THE USE OF THROUGH BOLTS.
15. ALL HOLLOW METAL DOOR FRAMES MUST BE GROUTED SOLID UNLESS SPECIFICALLY NOTED OTHERWISE. NOTE: COORDINATE CAVITIES FOR HARDWARE ITEMS.
16. ALL WOOD DOORS SHALL HAVE SOLID CORES.

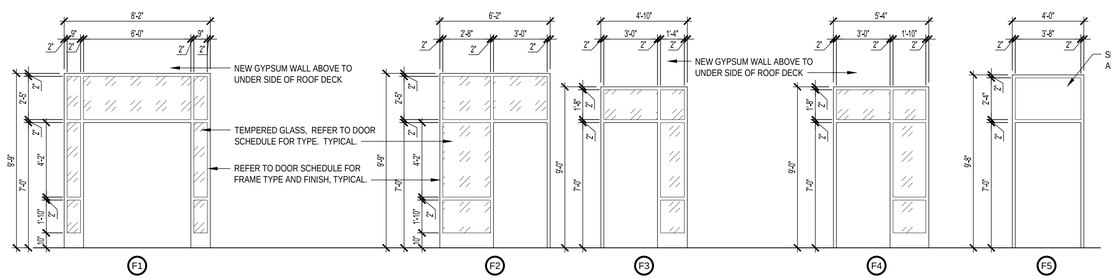

GLAZED FRAMES ELEVATIONS
SCALE: 1/4"=1'-0"

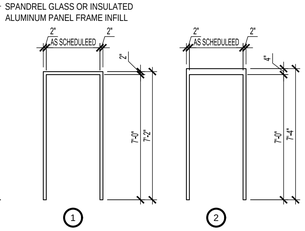

DOOR FRAME ELEVATIONS
SCALE: 1/4"=1'-0"

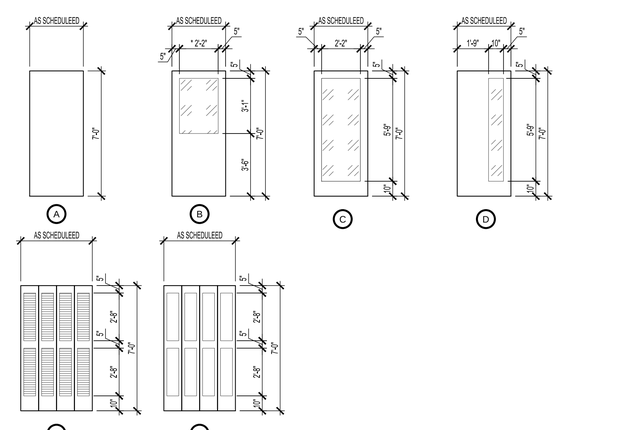

DOOR ELEVATIONS
SCALE: 1/4"=1'-0"

SCALE: 1/4" = 1'-0"

John Grace Arms
21030 Indian St, Southfield MI 48033
Developed by
John Grace Arms LDHA LLC

SDG
Architects + Planners
607 Shelby Street
Suite 704
Detroit, MI 48226
Tel: 313-961-9000
Fax:313-964-3233

REGISTRATION SEAL

KEY PLANS

SHEET TITLE
DOOR SCHEDULE

SCALE:

ISSUED FOR	DATE
Review	03.28.2024
Permits	04.12.2024
Permits	10.25.2024
HUD Submission	12.13.2024
Permits	12.20.2024
Issued	10.16.2025

DRAWN BY: EBH
CHECKED: JA
APPROVED:

FILE NO. 21026.00

SHEET NO. A-902