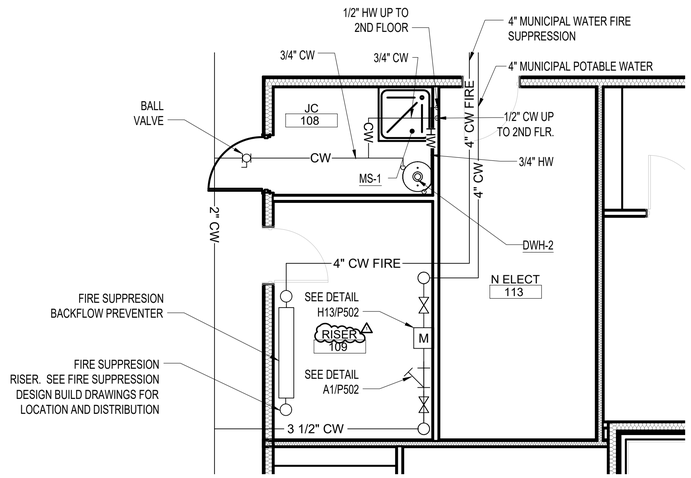

H1 ENLARGED SANITARY/VENTING PLAN

P-401 | 1/4" = 1'-0"

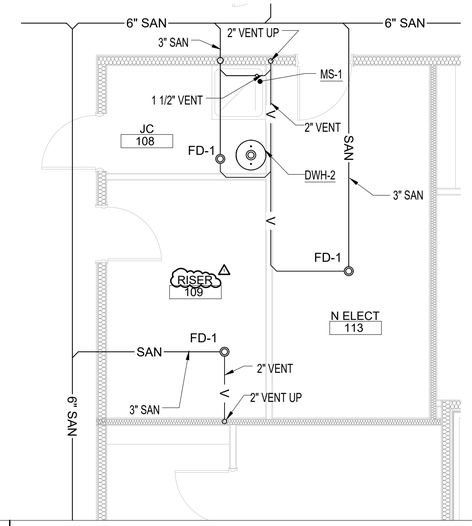

H8 ENLARGED SANITARY/VENTING PLAN

P-401 | 1/4" = 1'-0"

GENERAL

SEE SHEET P-001 FOR PLUMBING NOTES

PLUMBING SHEET KEYED NOTES:

1. EXTEND CONDENSATE DRAIN TO NEAREST FLOOR DRAIN IN WATER HEATER ROOM.
2. EXISTING NATURAL GAS METER AND REGULATOR BY UTILITY COMPANY. VERIFY EXISTING REGULATOR PRESSURE AND COORDINATE TO ENSURE PROPER PRESSURE IS PROVIDE FOR SERVICE TO NATURAL GAS GENERATOR.
3. VENT UP AND DOWN
4. SANITARY UP AND DOWN AND PROVIDE VERTICAL CLEANOUT.
5. REFER TO TYPICAL APARTMENT WATER RISER DIAGRAM FOR PIPING ARRANGEMENT AND SIZES.
6. CONTRACTOR TO CONTACT MISS DIG PRIOR TO START OF ANY UNDERGROUND WORK, COORDINATE WORK WITH CIVIL PLANS.
7. HEAT PUMP HOT WATER, REFER TO MANUFACTURER DRAWINGS FOR PROPER VENTILATION REQUIREMENTS FOR DOOR CLEARANCES AND SPACE REQUIREMENTS. REFER TO PLUMBING DETAILS FOR HEAT PUMP WATER HEATER PIPING AND EQUIPMENT REQUIRED.

PLUMBING SHEET KEYED NOTES (CONT):

8. GARBAGE DISPOSAL, SEE PLUMBING SCHEDULE FOR SPECIFICATIONS AND INSTALL TO MANUFACTUER REQUIREMENTS. TO BE CONTROLLED BY SWITCH LOCATED ABOVE COUNTER SEE ELECTRICAL.
9. ALL SANITARY LINES ARE BELOW FLOOR ELEVATION TO ALLOW FOR PROPER PITCH AND NEEDED FLOW. EXACT LOCATION OF TUNNEL AND BASEMENT ARE UNKNOWN AND SANITARY COULD BE IN BASEMENT OR TUNNEL. ROUTE IN A WAY TO MINIMIZE CORING. ALL VENTING AND WATER DISTRIBUTION ABOVE FINISH CEILING AS HIGH AS POSSIBLE WITHOUT INTERFERING WITH OTHER TRADES.
10. IF UNIT IS CONISDERED ADA SUBSTITUTE FIXTURES TO ADA TYPE. COORDINATE WITH ARCH DRAWINGS.
11. DISHWASHER - PROVIDE HOT WATER SUPPLY AND SHUT OFF FROM SINK SUPPLY. PROVIDE SANITARY TO GARBAGE DISPOSAL. COORDINATE LOCATION WITH ARCHITECTURAL.

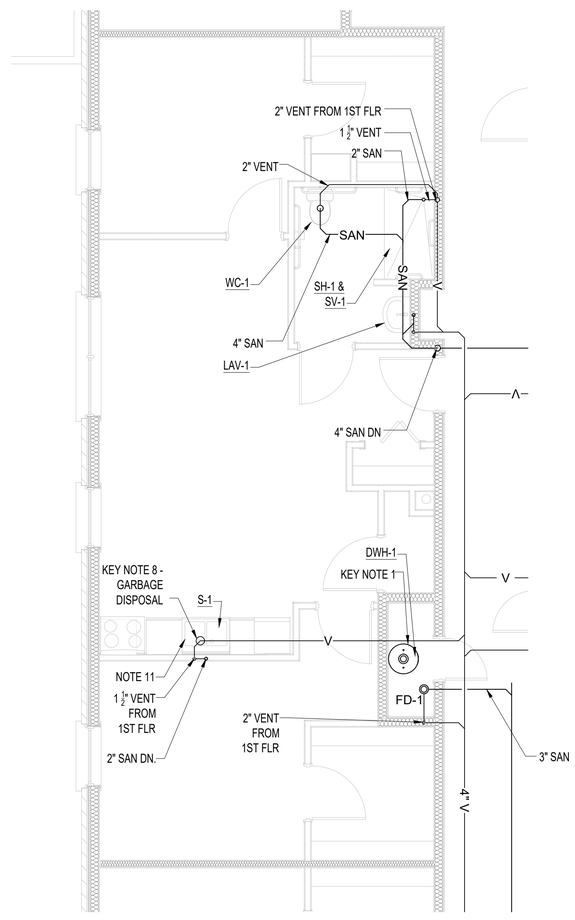

A1 2B UNIT B (A SIM) - 2ND FLR SANITARY/VENTING PLAN

P-401 | 1/4" = 1'-0"

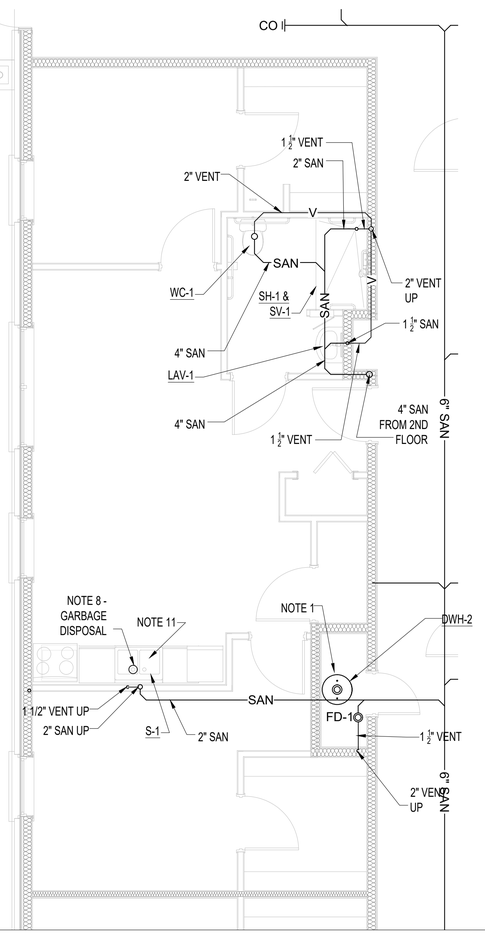

A6 2B UNIT B (A SIM) - 1ST FLR SANITARY/VENTING PLAN

P-401 | 1/4" = 1'-0"

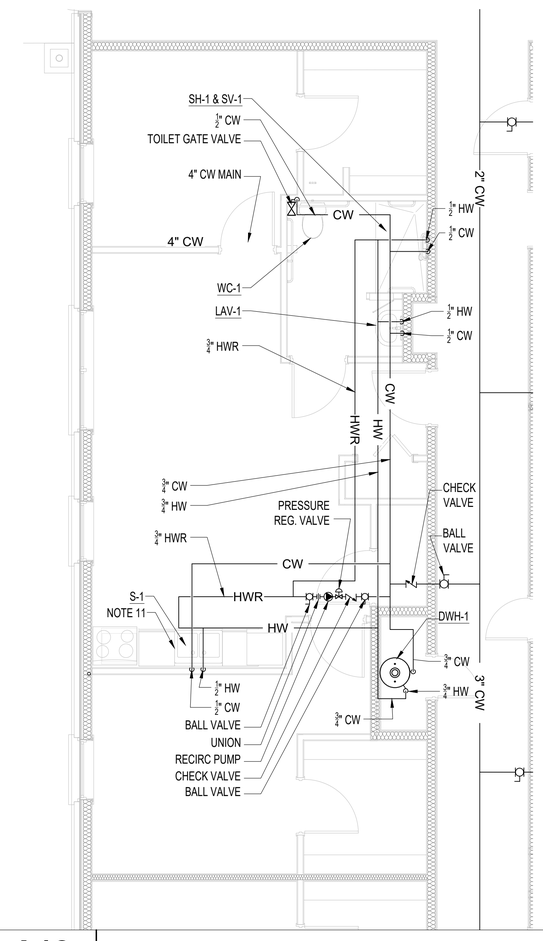

A12 2B UNIT B (A SIM) PLUMBING PLAN

P-401 | 1/4" = 1'-0"

John Grace Arms
21030 Indian St, Southfield MI 48033
Developed by
John Grace Arms LDHA LLC

SDG
Architects + Planners
607 Shelby Street
Suite 704
Detroit, MI 48226
Tel: 313-961-9000
Fax: 313-964-3233

A & A Engineering & Consulting
28862 Vista Way, South Lyon, MI 48178

REGISTRATION SEAL

STATE OF MICHIGAN
STEPHEN M. HENNARD
ENGINEER
No. 6201059975
LICENSED PROFESSIONAL ENGINEER

KEY PLANS

SHEET TITLE

ENLARGED PLUMBING PLANS

SCALE: AS NOTED

ISSUED FOR	DATE
PERMIT	10.20.24
△BULLETIN 7	01.14.26

DRAWN BY

CHECKED

APPROVED

FILE NO. 21026.00

SHEET NO. P-401

1/14/2026 8:01:29 PM